

ON solid GROUND

In a world awash in data, VALUE generates evidence.

THE impact

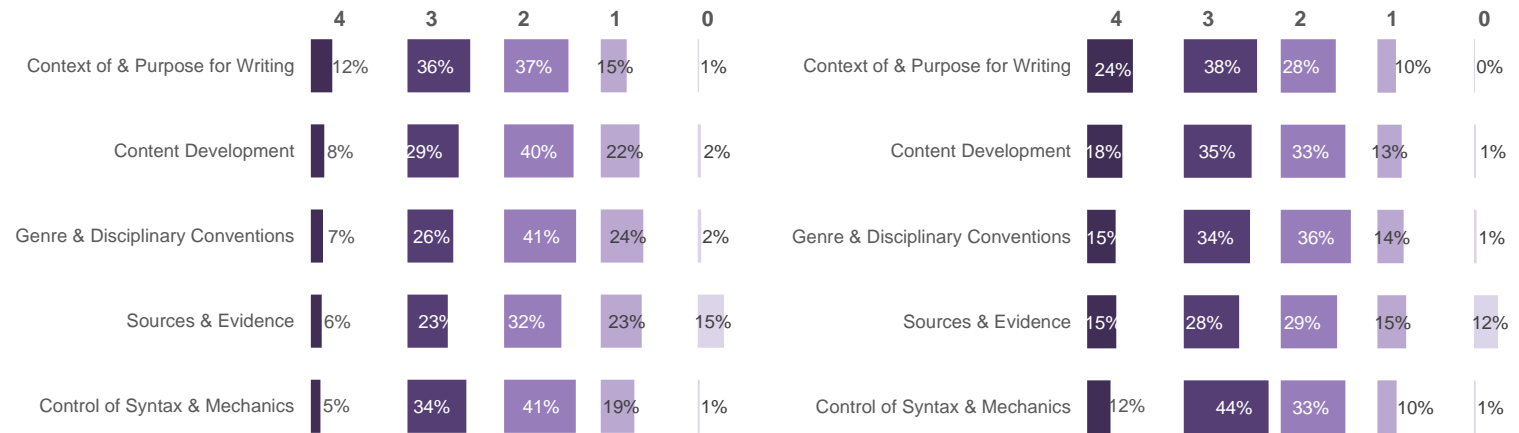
“ Participation in VALUE has diversified and expanded how we understand learning. ”
Hamline University

What we ask our students to do makes a difference for the quality of the learning.

VALUE Initiative-Wide Results 2014-2016: Written Communication; Highest Possible Score = Capstone Level 4

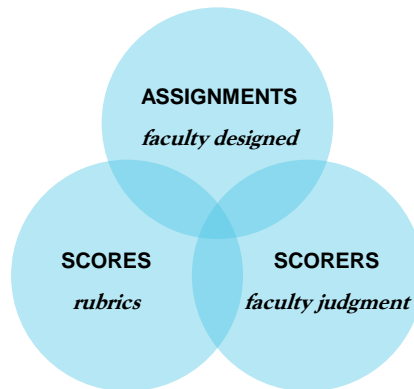

2-Year Institutions, 75% Completion (45+ Credit Hours)

4-Year Institutions, Public & Private, 75% Completion (90+ Credit Hours)



Faculty & staff saw the VALUE rubrics as valid.

Percent of scorers who reported Strongly Agree or Agree with each aspect of rubric use



THE assessment

Is agreement among scorers possible? Here too **VALUE is on solid ground.** Weighted percent agreement ranges from the low end of 84% on some dimensions of Quantitative Literacy to 94% on some dimensions of Written Communication.

THE innovation

92 institutions submitted 21,189 student work products for assessment by 288 faculty using VALUE rubrics.

VALUE Project map: The Multi-State, Minnesota, and Great Lakes Colleges Association Collaboratives

