

BRINGING THEORY TO PRACTICE COST-STUDY REPORT:

College and University
Expenditures in Addressing
Patterns of Student
Disengagement



OBJECTIVE

- ◉ To identify and itemize specific direct and indirect costs related to resources, personnel and programming used to address various symptoms of student disengagement
- ◉ Gather information through the collaboration of budget personnel, institutional researchers, information officers, and other university personnel
- ◉ Analyze aggregate data to identify, describe, and interpret trends in spending and other types of resource allocations

OVERVIEW: TIMEFRAME & SAMPLE

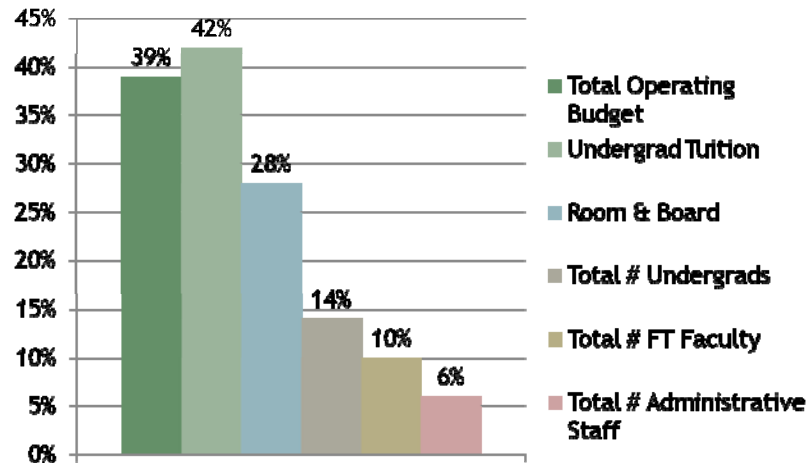
- January 1, 2008 - September 8, 2008
 - ▣ Recruitment, instrument development, data collection, analysis, and final report
- Sample of 9 schools
 - ▣ Sample spans geographic location, number of students, institutional type & mission

Carnegie Classification v2006-2007	N	%
Arts	1	11.1
Bac/AS: Baccalaureate Colleges-Arts & Sciences	1	11.1
Baccalaureate Liberal Arts	1	11.1
Doctoral; Research Intensive	1	11.1
Master's L (Master's Colleges & Univ./Larger progs.)	1	11.1
Master's S (Master's Colleges & Univ./Smaller progs.)	1	11.1
Professional Art School	1	11.1
RU/VH (Research Univ./Very high research activity)	2	11.1

MEDIAN SAMPLE CHARACTERISTICS: FY 2001-2002 TO FY 2006-2007

	01-02 Median	06-07 Median
Total Operating Budget	\$86,486,000	\$122,392,147
Undergrad Tuition	\$20,200	\$26,950
Undergrad Room & Board	\$6,500	\$8,447
Total # Undergraduates	6,136	6,726
Total # FT Faculty	205	263
Total # Administrative Staff	707	758

INSTITUTIONAL CHARACTERISTICS AVG. % CHANGE:FY 01-02 TO FY 06-07



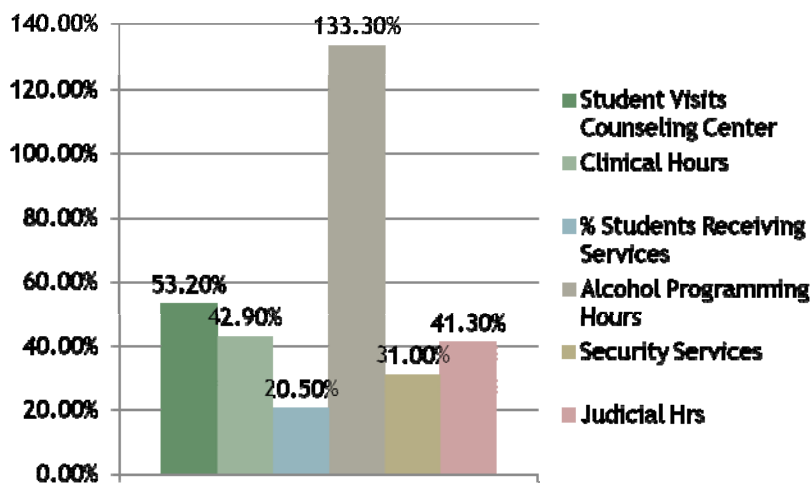
SURVEY DATA CATEGORIES

- Institutional Data
- Counseling and Psychological Services
- Alcohol/Substance Abuse Prevention
- Security/Emergency Services/Crisis Response
- Civic Engagement
- Engaged Learning Efforts
- Student Activities/Residential Life
- Institutional & Funded Research
- Judicial Affairs
- Insurance*
- Legal Counsel*
- **RESOURCES = Total operating budget, specific programming budgets, total # of staff, salaries, programming hours, # student participants, "In-kind" funding**

SUMMARY OF MAJOR FINDINGS: MENTAL HEALTH & WELL-BEING

- Demand for services has increased over time
- Staff has stagnated or declined
- Programmatic spending generally increased
 - For programs related to amelioration (counseling, alcohol programming)
 - For programs related manifestation of disengagement (security services, judicial affairs)

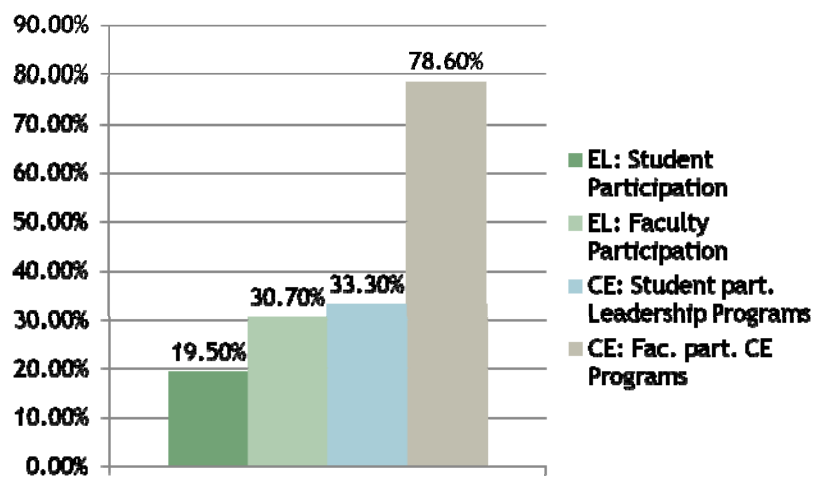
TRENDS: MENTAL HEALTH & WELL-BEING



SUMMARY OF MAJOR FINDINGS: ENGAGED LEARNING & CIV. ENG

- Involvement among students and faculty increased
- Programmatic spending
 - Engaged learning: wide variation
 - Civic engagement: substantial increase
- Analysis highlights challenges in accountability

TRENDS: ENGAGED LEARNING & CIV. ENG



ENGAGED LEARNING & CIV. ENG.: TRENDS IN SPENDING

- ◎ Engaged learning
 - Wide variation in spending patterns
 - Spending *per student* showed deficit spending or modest increase
 - Indication that faculty training is increasing
- ◎ Civic engagement
 - Substantial increases over time
 - The good news about missing data?

TOTAL ALLOCATION FOR BRINGING THEORY TO PRACTICE EFFORTS

- ◎ Composite variable of average change across budget years
- ◎ Aggregation across 12 resources central to engaged learning, civic engagement, mental health and alcohol/substance use
- ◎ Approximately 67.6% increase over time
- ◎ The public/private divide
 - Private institutions = more total \$ but decreased % change in spending (-5.0%)
 - Public institutions % change in spending increased 15.4%

LIMITATIONS & CAVEATS

- ◉ Missing and unreported data
- ◉ Small sample size
- ◉ Speaking a common language
- ◉ The campus divide & the coordination of collection efforts

NEXT STEPS: BTtoP RESPONSE TO COST STUDY FINDINGS

- ◉ Budget accountability & communication
 - Building transparency
- ◉ Program allocation & staffing resources
 - The reality of doing more with fewer people
 - (Re)Allocation of efforts
 - Innovation
- ◉ The Cost-Benefit Analysis
 - Thinking about resources as before & after effects
 - Assessing preventative and responsive measures